

Go Two by Two

Bible Verse

"Come, follow me," he said. (Matthew 4:19)

Did You Know?

This week's lesson continues the monthly theme of Jesus calling followers or helpers. This lesson is different from the last two weeks' lessons in that instead of calling people to be his disciples, Jesus is sending his disciples out into the world. Jesus sent the disciples out to share the good news and cure diseases. Today we are the disciples Jesus sends out to share the good news of God's love.

We often have a picture of Jesus' disciples following along with Jesus as he taught and healed people. This certainly happened, and there are many stories in the Gospels that show the disciples with Jesus. But today's story illustrates a different aspect of discipleship. Jesus empowered the disciples and sent them out to spread the Word. Jesus instructed them to take nothing with them—no bread, no money, and no change of clothes. They were to depend on the hospitality of others and to trust in God. As disciples of Jesus, we must learn from Jesus' teachings, but we must also be willing to go out and spread the gospel, trusting God will be with us as we do so.

Too often we hesitate to share the good news of God's love with others because we are concerned about how our sharing will be received. What should we do if our attempts to share God's love are not welcomed? It is easy to become discouraged, but we need to remember that we cannot force persons to receive God's love. That is not our job. We need to trust in God to make the connection. With our sharing, we may have started a process that will be continued later.

For more Bible background information, go to: DeepBlueKids.com.

Exploration Points

- The children will hear about the call story of some of Jesus' disciples.
- The children will learn how to share God's love.



Bible Story


Mark 6:7-13

Anchor Point

Jesus calls us to follow him.

Your Lesson

- Welcome
- Paint With Two Colors
- Two-by-Two Game
- Preaching in Twos
- Advertising God's Love
- Disciple Pairs
- Go Two by Two
- Partner Up for the Bible Verse
- Worship
- Younger Elementary Small Group
- Older Elementary Small Group

 Requires preparation.



Jump In!

The following activities are planned to introduce today's theme. Be sure that there is a leader to welcome and direct the kids to the interest groups of their choice.

An adult will be needed at each group to lead the activity with the children.

WELCOME

- Greet each parent and child as they arrive.
- Play music to make your room cheerful.

PAINT WITH TWO COLORS (ART ACTIVITY)

Supplies: paper, paint, paintbrushes, table coverings or newspaper, empty containers for paint and water, table, smocks

⊗ Protect the work area with plastic or paper. Fill containers half full with water for cleaning brushes. Place paint in containers.

- Give each child a piece of paper.

SAY: Today you may paint a picture. You may paint whatever you want, but you may only use two colors for your painting.

- Encourage each child to choose two colors of paint and to paint a picture using only those two colors.

ASK: Was it challenging to use only two colors?

SAY: Two is a number that is important in our Bible story today.

TWO-BY-TWO GAME (MOVEMENT ACTIVITY)

Supplies: strips of fabric two to three feet long

- Have each child find a partner. Have the pairs stand on one side of the room.

SAY: We are going to play a game. The object of the game is for you and your partner to reach the other side of the room.

- Give each pair of children a strip of fabric.

SAY: You and your partner must each be holding on to an end of this fabric at all times. The only way for either of you to move forward is to step over the fabric. Once you have stepped over the fabric, you must stay where you are until you step over the fabric again. You will need to work together to move forward.

- Encourage the children to move to the other side of the room.
- If there is time, have each child find a different partner and play the game again.

SAY: Today we will hear about a time when Jesus sent his disciples out two by two.



PREACHING IN TWOS (LOGICAL ACTIVITY)

Supplies: Bibles, "Preaching in Twos" Handout, pencils

✂ Photocopy "Preaching in Twos" for each child.

- Give each child a copy of "Preaching in Twos" and encourage her or him to complete the puzzle. Have the children look up Mark 6:12 to check their answers.

ADVERTISING GOD'S LOVE (MISSION ACTIVITY)

Supplies: magazines, paper, pencils, crayons, colored pencils, markers

✂ Look through the magazines and pull out several advertisements.

- Show the children the advertisements.

ASK: What do all of these magazine pages have in common? (*They are advertisements.*) What is the purpose of advertisements? (*to sell products or services*)

- Have the children work in pairs. Invite each pair of children to design an advertisement for God's love.

SAY: Of course people don't have to buy God's love, since it is free! As you design your advertisement, think about what you think is important for people to know about God's love. Consider how you will deliver that message.

- Encourage the children to share their advertisements with each other.
- Find a place to display the advertisements where others will see them.

Dive Deeper

Bring the children together to experience the Bible story and worship. Use a bell to alert the children it is Large Group Time.

DISCIPLE PAIRS (TRANSITION ACTIVITY TO LARGE GROUP)

SAY: Jesus gathered people to help him with his ministry. His friends were called his disciples. Jesus sent his disciples out in pairs. I am going to name some pairs. If the two people I name were Jesus' disciples, shout out, "Disciples!" If the two people I name were not disciples of Jesus, say, "I don't think so."

Read the following pairs of names and encourage the children to respond.

- Peter and Andrew (Disciples!)
- Bert and Ernie (I don't think so.)
- Thomas and Thaddaeus (Disciples!)
- Matthew and James (Disciples!)
- Philip and Bartholomew (Disciples!)
- Bonnie and Clyde (I don't think so.)
- Fido and Spot (I don't think so.)
- Simon and Judas (Disciples!)
- Linus and Schroeder (I don't think so.)
- James and John (Disciples!)

Answer to "Preaching in Twos":

People should change their hearts and lives.

GO TWO BY TWO

Supplies: "Go Two by Two" Handout

⊗ Photocopy "Go Two by Two" for each child to take home.

- Give each child a copy of "Go Two by Two."
- Assign a confident reader to read the part of Jesus. Have the rest of the children read the part of the disciples.
- Read the narrator parts from "Go Two by Two" as the children read the parts of Jesus and the disciples.

ASK: Why do you think Jesus sent the disciples out in pairs instead of by themselves? *(to encourage each other, for safety)* What was the good news that the disciples were to share? *(news about Jesus and God's love)*

SAY: Just as Jesus sent the disciples out to share the good news, we are called to share the good news with others.

ASK: What is the good news that we are to share? *(news about God's love, about Jesus' teachings)* Have you ever tried to tell someone about Jesus and found that she or he didn't want to listen?

SAY: Sometimes people aren't ready yet to hear the good news that God loves them. Jesus warned his disciples about this. We cannot force somebody to become a Christian. We need to trust in God to make the connection when that person is ready.

PARTNER UP TO SIGN THE BIBLE VERSE

Supplies: Matthew 4:19 Bible Verse Poster; Matthew 4:19 Sign Language Handout

⊗ Familiarize yourself with the sign language for the Bible verse so you can teach it to the children.

- Show the Bible verse poster.
- Encourage the children to read the verse together with you.
- Show the children the signs for the Bible verse from American Sign Language.
- Encourage the children to sign and say the Bible verse with you several times.
- Have each child find a partner. Encourage each pair of children to sign and say the Bible verse together several times.

WORSHIP

Supplies: "Jesus Calls Followers" poster, markers

- Play familiar worship music and encourage the children to sing and move along with the music.

SAY: This month we have been making a poster of Jesus' followers.

- Invite those children who have not yet put their name on the poster to add their names.

SAY: When Jesus sent the disciples out two by two, he told them what they could take with them. I'm going to list some items. If Jesus told the disciples to take the item with them, show me thumbs-up. If the disciples were not supposed to take the item with them, show me thumbs-down.

- Name the following items and encourage the children to respond:
 - walking sticks (thumbs-up)
 - bread (thumbs-down)
 - bags or backpacks (thumbs-down)
 - money (thumbs-down)
 - sandals (thumbs-up)
 - extra shirts (thumbs-down)

SAY: The disciples didn't take much with them when they went out to spread the good news. We don't need fancy equipment to share the good news. Our words and actions are all we really need.

PRAY: God, help us to use our words and actions to tell people about you. Amen.

- Dismiss the children to their small groups.




Grow Stronger

Divide the children into small groups based on age levels. Keep the groups small, with a maximum of ten children in each group. You may need to have more than one of each group.

YOUNGER ELEMENTARY SMALL GROUP

Supplies: “Heart Notes and Postcard” Template, card stock, scissors, crayons

 Photocopy “Heart Notes and Postcard” for each child. Cut off the top half of “Heart Notes and Postcard.” Save the postcard for use with the older elementary small groups.

SAY: Although we know that we should tell others about God’s love, it is sometimes difficult to get that conversation started.

ASK: What are some ways we can tell others about God’s love? What are some ways we can share about God’s love without using words? Is it easy or difficult for you to tell other people about God’s love?

- Allow the children to share their ideas.

ASK: Do you like fun surprises?

SAY: Today we are going to make some heart notes to share the good news of God’s love. Then we will leave them around the church for people to find them as a surprise. Even people who have heard the good news before need to be reminded of God’s love once in a while.

- Have each child color, decorate, and cut out the three heart notes.
- When all the hearts have been cut out, have the children distribute the hearts throughout the church where people will find them. You might suggest they put some on seats in the sanctuary or in the hymnals. Let the children decide where to distribute the hearts.

ASK: How does it make you feel to leave these surprise messages? How do you think people will feel when they discover a heart?

SAY: Thank you for sharing the good news of God’s love.

PRAY: God, thank you for the good news that you love us. Good news is meant to be shared. Help us find ways to share the good news with our words and with our actions. Amen.

OLDER ELEMENTARY SMALL GROUP

Supplies: "Heart Notes and Postcard" Template, card stock, scissors, colored pencils, postcard stamps

✂ Photocopy "Heart Notes and Postcard" for each child. Cut off the bottom half of "Heart Notes and Postcard." Save the heart notes for use with the younger elementary small groups. Gather addresses for the children in your class and make a list of those children who have not been in Sunday school recently.

SAY: Although we know that we should tell others about God's love, it is sometimes difficult to get that conversation started.

ASK: What are some ways we can tell others about God's love? What are some ways we can share about God's love without using words? Is it easy or difficult for you to tell other people about God's love?

- Allow the children to share their ideas.

SAY: Sharing God's love with others means sharing the good news with people who might not have heard it. It also means showing God's love to everyone. Sometimes people who know God loves them need reminders. Today we are going to send postcards to our friends who aren't here today to let them know we miss them.

- Have the children look at the class list and identify children who are absent.
- Have each child cut out at least one postcard.
- Encourage each child to choose at least one child on the list to send a postcard.
- Have the children decorate, address, and put stamps on the postcards.
- Remind the children to sign their names on the postcards.

SAY: You are helping to share God's love with the people who will receive these postcards.

PRAY: God, thank you for the good news that you love us. Good news is meant to be shared. Help us find ways to share the good news with our words and with our actions. Amen.

- Remember to mail the postcards.

Go Two by Two

Narrator: One day Jesus gathered together his disciples.

Disciples: What do you want us to do?

Jesus: I'm going to send you out in pairs to share the good news of God's love and to heal people.

Disciples: What should we take?

Jesus: Take nothing with you except a walking stick and your sandals—no bread, no bag, no money, and no extra clothes.

Disciples: Where will we sleep?

Jesus: When someone welcomes you, stay with them while you preach and heal in their town.

Disciples: What if people won't listen to us?

Jesus: If you are not welcomed, leave that town and shake the dust off your feet.

Narrator: Jesus sent the disciples out two by two. The disciples went and shared the good news and healed many sick people.


(Based on Mark 6:7-13.)

Preaching in Twos

Jesus sent his disciples out in pairs to spread the good news. In each word below, identify the letter that appears two times and write it on the line to the right of the word. When you are finished, read down to discover what the disciples preached about. Look up Mark 6:12 in your Bible to check your answer.



apple	_____	potter	_____
green	_____	hash	_____
looking	_____	several	_____
purple	_____	Christian	_____
enthrall	_____	farther	_____
elephant	_____		
		hushing	_____
grass	_____	every	_____
which	_____	again	_____
nook	_____	regards	_____
uvula	_____	kitten	_____
jelly	_____	gospels	_____
middle	_____		
		taxicab	_____
concept	_____	ninety	_____
hushed	_____	bonded	_____
atrial	_____		
contain	_____	calling	_____
grating	_____	disciple	_____
deep	_____	revival	_____
		agree	_____
		shifts	_____

Heart Notes and Postcard



CH _ _ CH
What's missing?

UR!
We miss you
when you're
not here!



Matthew 4:19

“Come, follow me,” he said.



COME
Hand extended, palm up.
Move hand toward yourself.

Come

Hold out your hand with index finger extended, palm up. Move your hand toward yourself.



FOLLOW
Make a fist with both hands, thumbs out. Hold the right fist behind the left fist. Move both fists forward.

Follow

Make a fist with both hands, thumbs out. Hold the right fist behind the left fist. Move both fists forward.



ME
Hand extended, palm up.
Point to yourself.

Me

Point to yourself.

"Come, follow me," he said.

Matthew 4:19

