

# Jesus Brings Good News

## Bible Verse

You are my Son, whom I dearly love. (Luke 3:22)

## Did You Know?

**S**ynagogues are places of worship for Jewish people. In Jesus' time, Jewish people gathered together in the synagogue for worship and for teaching the Scriptures and the law. After Jesus' baptism and his experience being tempted in the wilderness, Jesus began to teach in the synagogues. The Bible tells us it was Jesus' custom to go to the synagogue on the sabbath. Jesus' custom was not only to worship in the synagogue, but also to present his message there. Jesus' visit to the synagogue in Nazareth is significant for two reasons—because Nazareth was his hometown, and because of the Scripture Jesus chose to read that day.

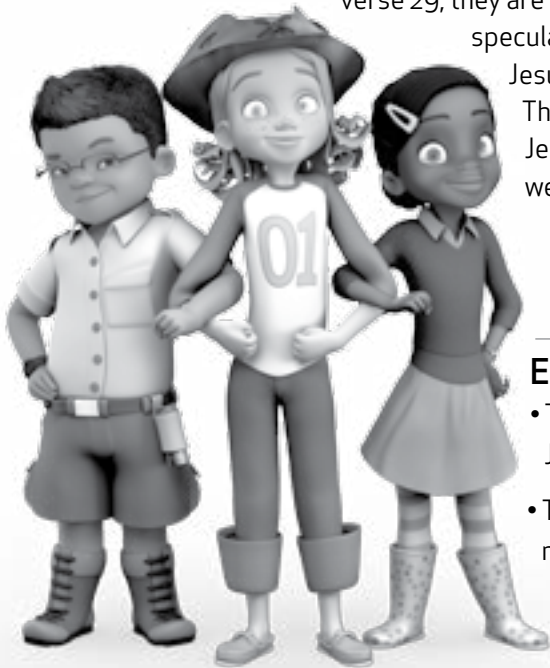
During worship in a Jewish synagogue at that time, there were usually several readers. Each would read a part of Scripture and then preach on the text. The Bible tells us Jesus stood to read from the scroll and then sat down to teach. This was the customary practice at the time. Jesus chose to read a passage that essentially announced what his ministry was to be about—bringing good news to the poor, proclaiming release to the captives, and recovery of sight to the blind. It could be said that Jesus was reading his mission statement.

The last part of the story is more difficult to understand. The crowd in the synagogue turns on Jesus. In verse 22, we are told they are amazed at the words that he spoke. In verse 29, they are attempting to hurl him off a cliff! It has been speculated that the crowd became upset when Jesus insisted his message was for everyone. The people of Nazareth may have wanted Jesus to spend extra time in Nazareth and were upset when this was not Jesus' plan.

For more Bible background information, go to: [DeepBlueKids.com](http://DeepBlueKids.com).

## Exploration Points

- The children will experience the story of Jesus' call to ministry.
- The children will have opportunities to be in ministry.



## Bible Story


Luke 4:14-30

## Anchor Point

God chose Jesus; Jesus chose God.

## Your Lesson

- Welcome
- Act It Out
- Jesus' Ministry
- I Can Do Ministry
- I Choose God
- Jesus Chooses
- Up and Down
- Worship
- Younger Elementary Small Group
- Older Elementary Small Group

 Requires preparation.



## Jump In!

The following activities are planned to introduce today's theme. Be sure that there is a leader to welcome and direct the kids to the interest groups of their choice.

An adult will be needed at each group to lead the activity with the children.

### WELCOME

- Greet each parent and child as they arrive.
- Play music to make your room cheerful.

### ACT IT OUT (MOVEMENT ACTIVITY)

**Supplies:** paper, pencil, basket or other container

✪ Write each of the following scenarios on a small piece of paper and put the papers in the basket: *singing, reading the Bible together, serving food to someone, helping someone who is hurt, cooking a meal together, smiling at someone you meet, comforting someone who is crying, visiting someone in the hospital, making a card and mailing it to someone, calling someone on the telephone, eating a meal together, praying together.*

**ASK:** Can you share God's love with others without using words?

**SAY:** When we choose to live as God wants us to, our actions will reflect God's love. We are going to play a game of charades. In pairs, we will act out, without using words, ways of sharing God's love. The rest of the class will try to guess what is being acted out.

- Choose two children to begin the game.
- Have the children choose a piece of paper, and after conferring for a moment, act out the scenario for the class without using words.
- Encourage the class to guess what is being acted out.
- The first child who guesses correctly may choose a partner and act out the next scenario.

**SAY:** In our Bible story today, we will hear of a time when Jesus preached about God choosing him to bring good news to people.

### JESUS' MINISTRY (LOGICAL ACTIVITY)

**Supplies:** Bibles, "Jesus Ministry" Handout, pencils

- ✪ Photocopy "Jesus' Ministry" for each child.
- Give each child a copy of "Jesus' Ministry" and a pencil.
  - Encourage each child to complete the puzzle.
  - Have the children look up Luke 4:18-19 to check their answers.

### ≈ TIP ≈

You may add additional scenarios of your choosing for the children to act out.



## I CAN DO MINISTRY (MOVEMENT ACTIVITY)

**Supplies:** chairs

⊗ Form a circle of chairs facing inward, using one less chair than the number of children in your class.

**SAY:** Each one of you has many abilities, and there are many things each of you can do. We are going to play a game celebrating the things you can do.

- Choose one child to stand in the center of the circle of chairs, and have the rest of the children sit in the chairs.
- Explain the following rules to the children.
- The person in the center will say something he or she can do, such as, "I can play the trumpet" or "I can play soccer" or "I can read."
- Every person in the circle for whom that statement is true must get up and find a new seat while the person in the middle tries to get a seat also. You may not choose a new seat that is right next to your old seat.
- The person left standing becomes the next person to tell us something he or she can do.
- If the person in the middle says, "I can do ministry," then everyone must get up and find a new seat.
- Encourage the children to play the game.

**SAY:** There are so many things each one of you can do! Today's Bible story is about Jesus' ministry. We are called to do ministry, too, and all of those things you can do can be used to do God's work in the world.

## I CHOOSE GOD (ART ACTIVITY)

**Supplies:** "My Choice" Handout, paper, scissors, crayons, glue, washable paint, brushes, paper or plastic table covering, water, small containers for water and paint, table, smocks

⊗ Photocopy "My Choice" for each child. Cover the table with paper or plastic. Pour a small amount of water into several containers for cleaning brushes. Pour paint into small containers.

**SAY:** This month we have been talking about God choosing Jesus and God choosing us. We have also been discussing our decision to choose God. Today you will make a picture to remind you of your choice.

- Give each child a piece of paper.
- Invite each child to paint a design on her or his paper, covering the entire page.
- While the paintings dry, give each child a copy of "My Choice."
- Encourage each child to color the letters and cut them out.
- Have each child glue the letters onto his or her painting to read, "I Choose God!"

**SAY:** When you take your picture home, let it remind you of your decision to follow God and do God's work.

# Dive Deeper

Bring the children together to experience the Bible story and worship. Use a bell to alert the children it is Large Group Time.

## JESUS BRINGS GOOD NEWS

**Supplies:** "Jesus Brings Good News" Handout

 Photocopy "Jesus Brings Good News" for each child to take home.

**SAY:** Our Bible story today tells of Jesus teaching in the synagogue.

- Read the Bible story from "Jesus Brings Good News."

**ASK:** Where was Jesus teaching? (*at the synagogue in Nazareth*) What was special about Nazareth? (*Jesus grew up there.*)


**SAY:** After Jesus read the Scripture from Isaiah, he said, "Today, you are witnessing these words of scripture come true."

**ASK:** What did Jesus mean by that? (*He was the one God sent to do those things.*)

**SAY:** Some people couldn't believe the Jesus they knew as a boy was the one God had chosen. Jesus' visit to the synagogue in Nazareth happened after his baptism, but before he called his disciples and before he began traveling and teaching and healing. Jesus told the people of Nazareth that God chose him to bring good news, and then Jesus went out and spread the good news.

## SIGN THE BIBLE VERSE UP AND DOWN

**Supplies:** Luke 3:22 Bible Verse Poster; Luke 3:22 Sign Language Handout

 Familiarize yourself with the sign language for the Bible verse so you can teach it to the children.

- Show the Bible verse poster.
- Encourage the children to read the verse together with you.

**ASK:** Who is speaking in this verse? (*God*) Who is God's Son? (*Jesus*)

- Show the children the signs for the Bible verse from American Sign Language.
- Encourage the children to sign and say the Bible verse with you several times.

**SAY:** This time when we say the verse, we will stand up when we say the first word, sit down when we say the second word, stand up when we say the third word, sit down as we say the fourth word, and so forth, until we finish the verse.

- Encourage the children to sign and say the verse with you while standing up and sitting down.

## WORSHIP

**Supplies:** mural paper, scissors, tape, markers

- Play familiar worship music and encourage the children to sing and move along with the music.
- Cut a large piece of paper and tape it up where it can easily be seen by the children.

**ASK:** Today we heard about the ministry of Jesus. What was Jesus' ministry?  
(teaching people about God, sharing the good news)

**SAY:** Jesus had a very important ministry. We can do ministry too. Each person has special ministries she or he can do. Our church has many ministries we can get involved in. We are going to think of ideas for a ministry we can participate in as a class.

- Encourage the children to think of the ministries of your church.
- Write down the children's ideas on the mural paper.
- Remind the children that all ideas are welcome.
- As a class, discuss the ministries and choose one you would like to participate in.
- Make a plan for your class to work together in ministry.

**SAY:** When we choose God, we are choosing to do God's work.

**PRAY:** God, thank you for opportunities to be in ministry. Bless our plans, and bless us as we work together to do your work. Amen.

- Dismiss the children to their small groups.



# Grow Stronger

*Divide the children into small groups based on age levels. Keep the groups small, with a maximum of ten children in each group. You may need to have more than one of each group.*

## YOUNGER ELEMENTARY SMALL GROUP

**Supplies:** paper, crayons

- Have the children think of and name different jobs that people do.
- After each job is named, encourage the children to think of things that people in that job do.

**SAY:** When Jesus read from the scroll of Isaiah, he was describing his ministry. Jesus' ministry was his job.

**ASK:** What did Jesus do in his job?

- Encourage the children to think of things Jesus did during his ministry.

**SAY:** We cannot do all the things Jesus did. But as followers of Jesus, we can do ministry.

**ASK:** What are some things Jesus did that we can do? *(tell people about God's love, show people God's love, help people, many other possibilities)*

**SAY:** Jesus shared good news with people.

**ASK:** What is the good news that Jesus shared? *(God loves them.)* What are some ways we can share good news with people?

- Give each child a piece of paper.
- Encourage each child to draw a picture of a way he or she can do ministry.
- Invite each child to share her or his picture with the group.
- Affirm each child's idea and drawing.

**SAY:** God chose Jesus to do God's work. God chooses us to do God's work too. There are many ways we can share God's love and do ministry.

**PRAY:** God, thank you for stories of Jesus. Thank you for choosing us to be your children. We choose to follow you. Help us to find ways to share your love in the world. Amen.

## OLDER ELEMENTARY SMALL GROUP

**Supplies:** Bibles, paper, pencils, rubber bands

- Have the children look up Luke 4:18-19 in their Bibles. Invite a child to read these two verses aloud.

**ASK:** What is a mission statement? (*something that describes what your purpose is or what you are going to do*) These verses have sometimes been described as Jesus' mission statement. How do these verses describe Jesus' ministry? What is the good news that Jesus taught? Are there things Jesus did during his ministry that are not described here?

- Encourage the children to think of things Jesus did during his ministry. As the children share, write down their ideas.

**SAY:** Using the list of things we have made about what Jesus did, we are going to describe Jesus' ministry in our own words.

- Have the children work in groups of two or three.
- Give each group a piece of paper and encourage them to write one or two sentences that describe Jesus' ministry.
- Invite each group to share their description of Jesus' ministry. Affirm each group's work.

**SAY:** We cannot do all the things Jesus did. But as followers of Jesus, we can do ministry.

**ASK:** What are some of the things Jesus did that we can do? (*tell people about God's love, help people, many other possibilities*)

- Allow the children an opportunity to share their ideas.
- Give each child a piece of paper. Invite each child to write one or two sentences that describe ways he or she can be in ministry.

**SAY:** You have written a mission statement for yourself. You do not have to share it with us. Think about how God is calling you to do God's work. When Jesus read the Scripture in the synagogue, he didn't read from a Bible as we do today. He read from a scroll.

- Have each child roll her or his paper up from each side to resemble a scroll.
- Give each child a rubber band to place around his or her scroll.
- Have the children hold their scrolls while you pray.

**PRAY:** God, just as you chose Jesus to do your work, you have also chosen us. Bless the ministry we do as we choose to follow you and to share the good news of your love. Amen.

# Jesus Brings Good News

*Listen to this story of Jesus as told by a child growing up in Nazareth.*

As a child growing up in Nazareth, I like to go to the synagogue with my father. I enjoy sitting and listening as the adults read and explain the Scriptures. I especially like to go to the synagogue on the sabbath because there are even more people there on those days and there's always a lot to see and hear.

A couple of weeks ago on the sabbath, my father and I went to the synagogue. On that day, there was a man there I didn't recognize. People around me were saying it was Jesus, who was Joseph the carpenter's son. They said he had grown up in Nazareth, but hadn't been around recently.

When it came time to read the Scripture, the assistant handed the scroll of Isaiah to Jesus. Jesus stood up and opened the scroll. He found the verses he was looking for and began to read. The words were familiar to me, as I had heard them read before.

"The Spirit of the Lord is upon me, because God has chosen me to bring good news to the poor. The Lord has sent me to proclaim release to the captives and recovery of sight to the blind."

After Jesus read the Scripture, he sat down and began to teach. He said, "Today this scripture has been fulfilled in your hearing." I remember wondering what he meant by that. People began to ask Jesus questions. I didn't understand everything that Jesus said that day, but I think he was saying God had chosen him to teach people about God. He said his job was to share God's love with all people.

The people in the synagogue that day were amazed at the things Jesus said. I think they were surprised Joseph the carpenter's son had grown up to be so wise!

Yesterday I heard that after Jesus left Nazareth, he continued to travel around teaching people about God. I wonder how many people have heard him teach.

*(Based on Luke 4:14-30.)*



# Jesus' Ministry

When Jesus visited the synagogue in his hometown of Nazareth, he read from the scroll of Isaiah. The scroll below on the left shows the words Jesus read, but some of the words are in code. Decode the words and write them in the corresponding blanks in the scroll on the right. Hint: A=Z, B=Y, C=X. Look up Luke 4:18-19 in your Bible to check your answer.

The HKRIRG of the OLIW is upon me, because the OLIW has ZMLRMGVW me. He has HVMG me to preach TLLW MVDH to the poor, to proclaim IVOVZHV to the prisoners and IVXLEVIB of sight to the blind, to ORYVIZGV the oppressed, and to proclaim the BVZI of the OLIW'H favor.

The \_\_\_\_\_ of the \_\_\_\_\_ is upon me,  
because the \_\_\_\_\_ has \_\_\_\_\_ me.  
He has \_\_\_\_\_ me to preach \_\_\_\_\_  
\_\_\_\_\_ to the poor, to proclaim \_\_\_\_\_  
to the prisoners and \_\_\_\_\_ of sight to the blind,  
to \_\_\_\_\_ the oppressed, and to proclaim the  
\_\_\_\_\_ of the \_\_\_\_\_ favor.

**My Choice**

W  
S  
O  
O  
H  
E  
I

S

O

E

**You are my Son,  
whom I dearly love.**

**Luke 3:22**



Photo: Shutterstock® © 2015 Abingdon Press

# Luke 3:22

You are my Son, whom I dearly love.



**You**  
Point out with your  
index finger.



**Son**  
Bring your thumb  
and extended fingers  
of your right hand  
to the right side of  
your forehead as if  
you are grasping an  
imaginary hat brim.  
Then rest the right  
hand in the left elbow  
and swing your arms  
as if you are rocking  
a baby.



**Love**  
Cross your fists at the  
wrists and press them  
to your heart.